
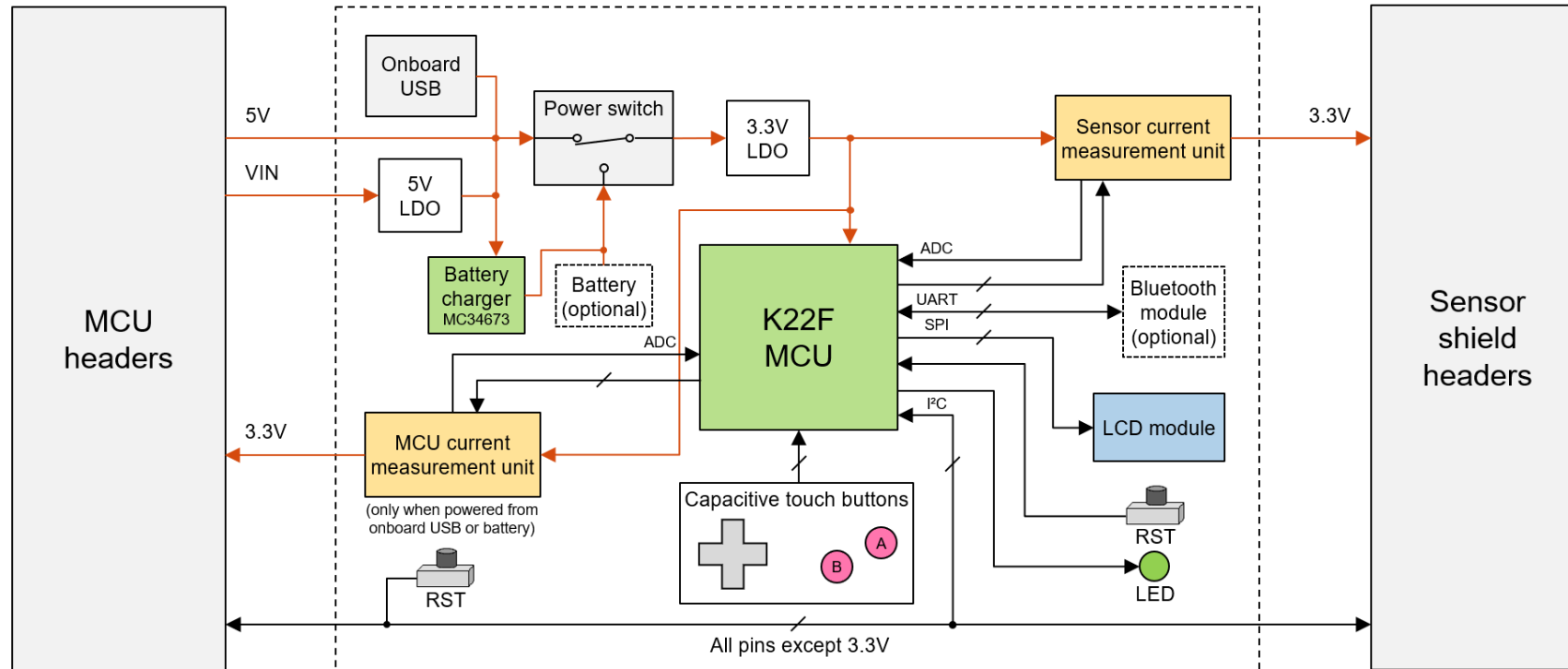


Table of Contents	
1	Title
2	Block Diagram
3	Power + K22F MCU
4	ICs + Headers

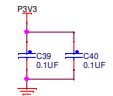
Revisions & Change Log			
Rev	Description	Date	Approved
X1	Initial Draft	1/30/19	M GARABELLO
X2	Added capacitive electrodes, unused GPD and missing silks	2/1/19	M GARABELLO
A	Formal release	3/25/19	M GARABELLO
B	Formal release	8/12/20	

RD-UAMP-SENSOR

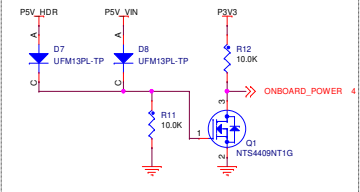
				
Classification:		<FCP>	<FLI/Q>	<PUB>
Drawing Title:				
RD-UAMP-SENSOR				
Page Title:				
1. Title Page				
Size	Document Number	SCH-45964 PDF: SPP-45964	Rev	
C			B	
Date:	Wednesday, August 12, 2020	Sheet	1 of 4	



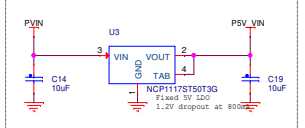
Place caps near to USB diff lines V1&2 to switch reference layers



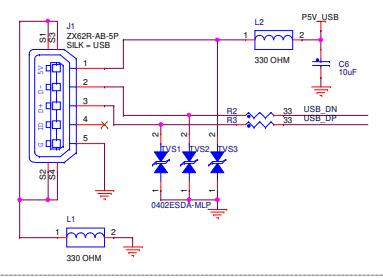
Power source detection



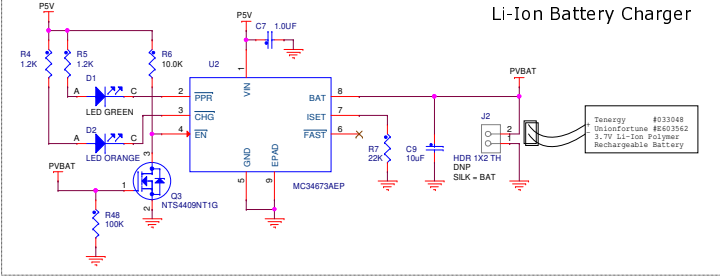
VIN 5V Regulator



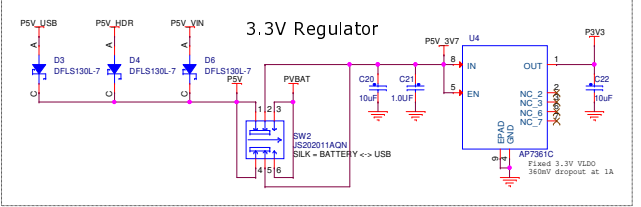
K22F USB Connector



Li-Ion Battery Charger



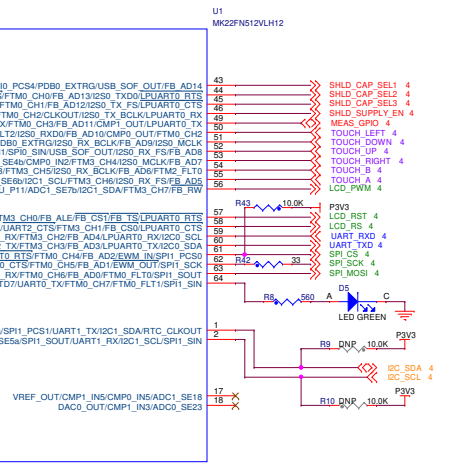
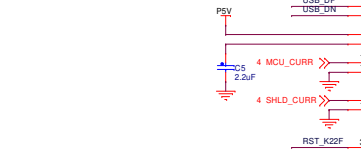
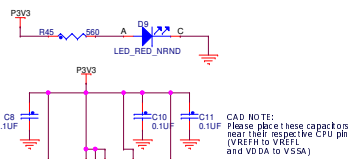
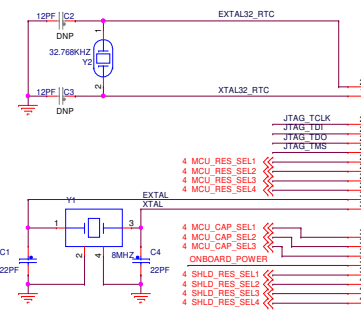
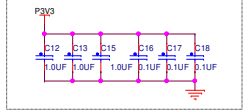
3.3V Regulator



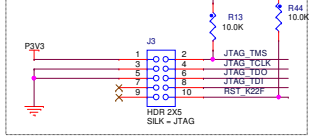
Net colors

- K22F
- I2C
- LCD
- Bluetooth module
- Current measurement
- Touch buttons

K22F Decoupling Caps

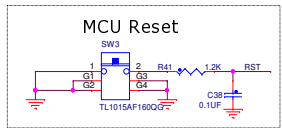


JTAG Connector



Kinetis K22F

Classification: <FCP> <FRD> <PUB>	
Drawing Title: X-uAMP-SENS-SHLD	
Page Title: 3. Power + K22F MCU	
Size C	Document Number: SCH-49954 PDF: SPF-49954
Date: Wednesday, August 12, 2020	Sheet 3 of 4



Net colors

- MCU
- I2C
- LCD
- Bluetooth module
- Current measurement
- Touch buttons

