



SOT782-1

HVSON8; reel pack; standard product orientation; 12NC ending 115

Rev. 1 — 7 September 2011

Packing information

1. Packing method

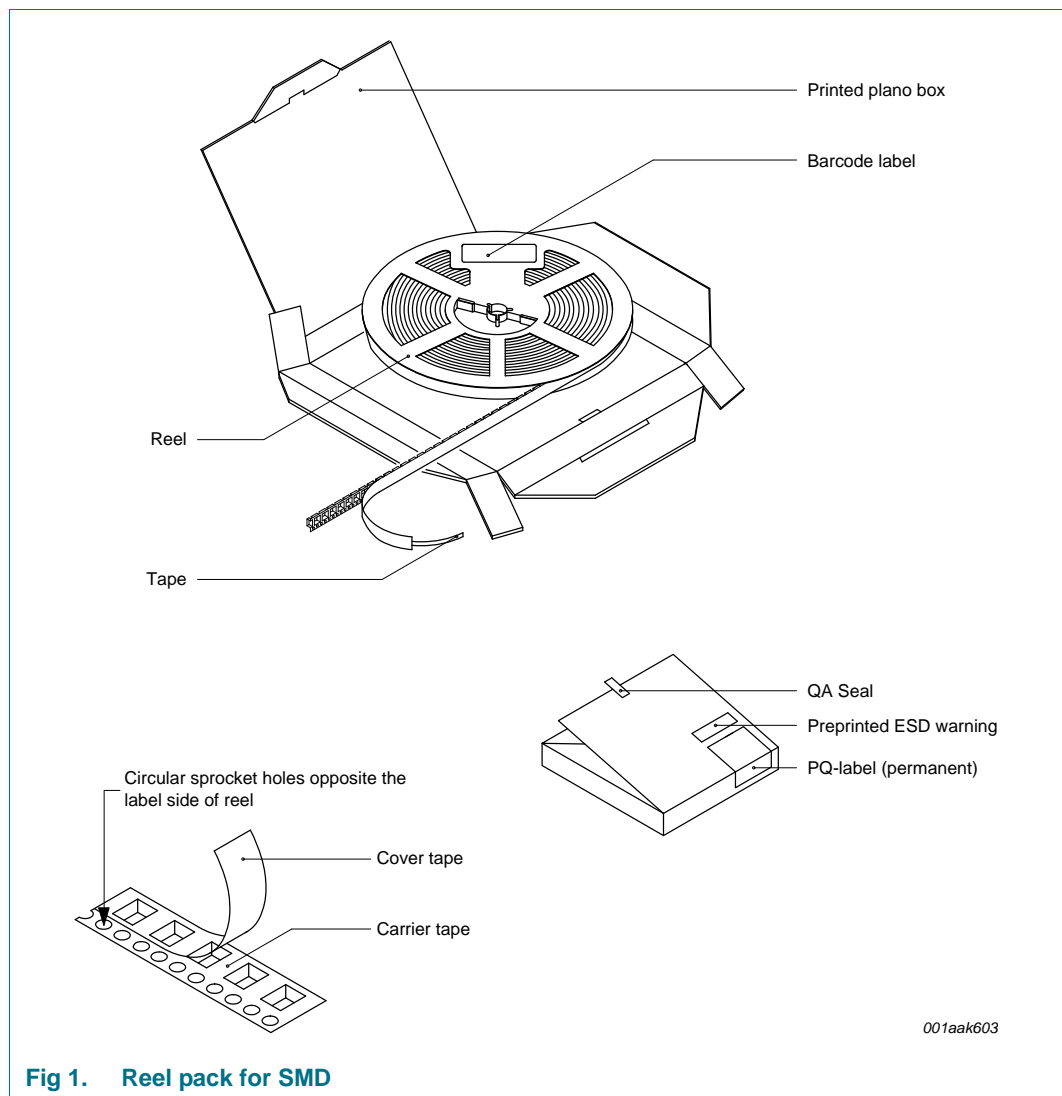


Fig 1. Reel pack for SMD

Table 1. Packing information

Package version	12NC ending	Reel dimensions d x w (mm) ^[1]	SPQ/PQ (pcs)	Reels per box	Outer box dimensions l x w x h (mm)
SOT782-1	115	180 x 12	1400	1	191 x 188 x 26

[1] d = reel diameter; w = tape width.

2. Product orientation

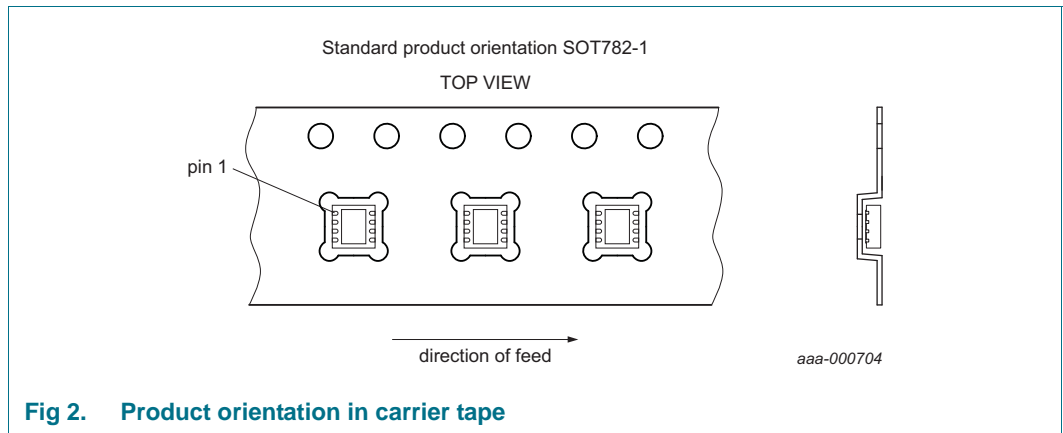


Fig 2. Product orientation in carrier tape

3. Carrier tape dimensions

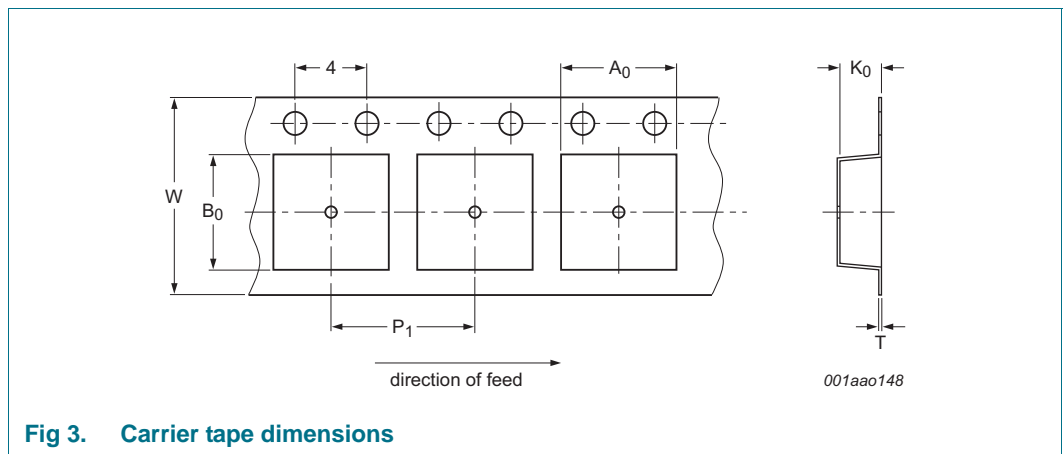


Fig 3. Carrier tape dimensions

Table 2. Carrier tape dimensions

In accordance with IEC 60286-3.

A_0 (mm)	B_0 (mm)	K_0 (mm)	T (mm)	P_1 (mm)	W (mm)
3.3	3.3	1.1	0.3	8.0	12.0

4. Reel dimensions

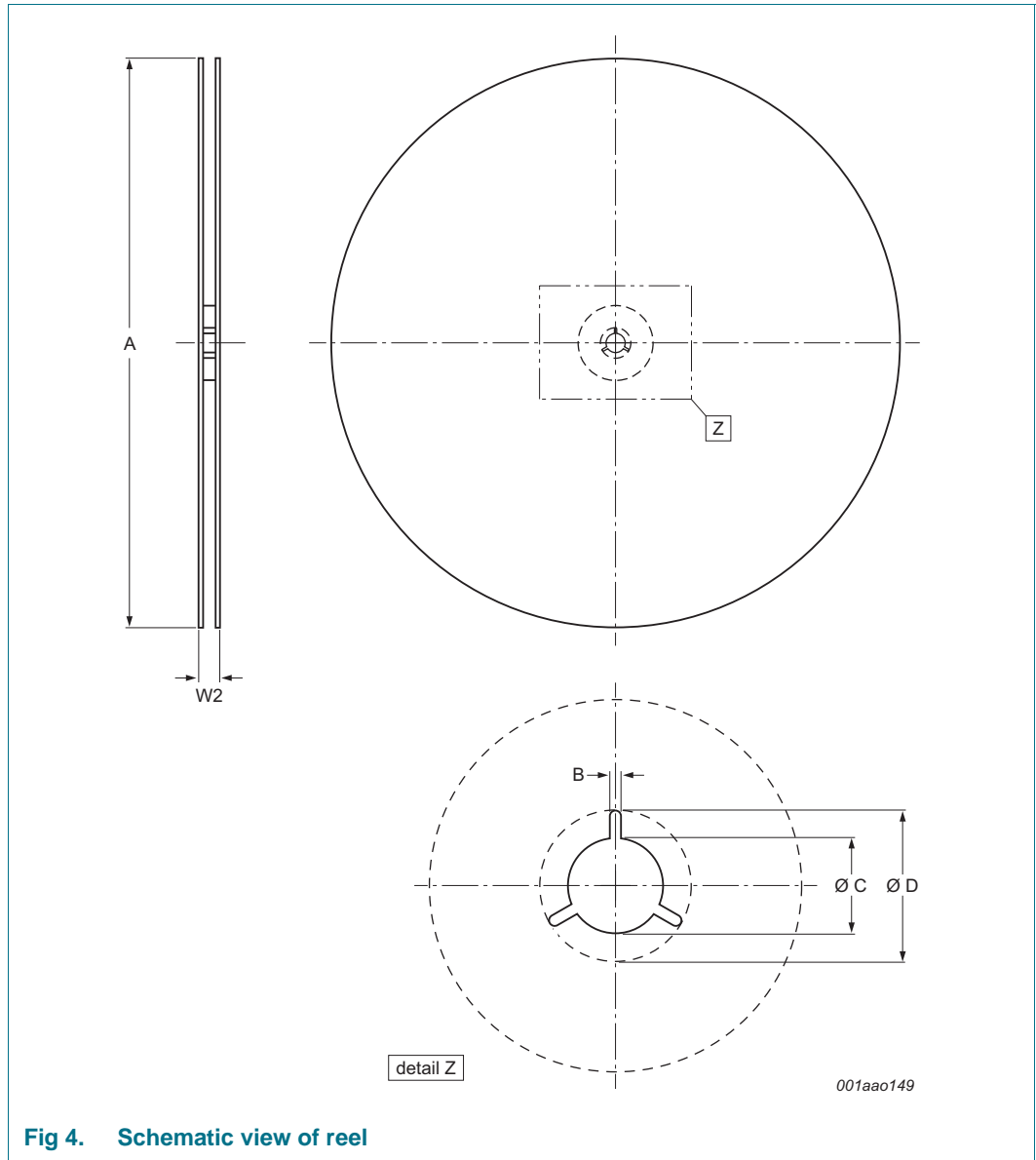


Fig 4. Schematic view of reel

Table 3. Reel dimensions
In accordance with IEC 60286-3.

A [nom] (mm)	W2 [max] (mm)	B [min] (mm)	C [min] (mm)	D [min] (mm)
180	18.4	1.5	12.8	20.2

5. Barcode label

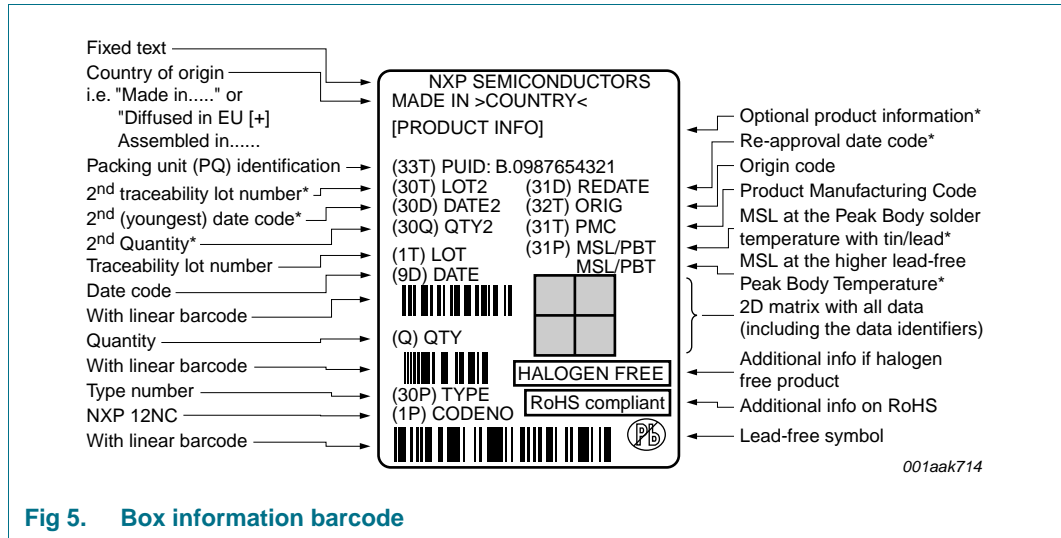


Fig 5. Box information barcode




Fig 6. Reel information barcode

Table 4. Barcode dimensions

Box barcode label l x w (mm)	Reel barcode label l x w (mm)
75 x 100	75 x 35

Limited warranty and liability

Information in this document is believed to be accurate and reliable. However, NXP Semiconductors does not give any representations or warranties, expressed or implied, as to the accuracy or completeness of such information and shall have no liability for the consequences of use of such information.

© NXP B.V. 2011.

For more information, please visit: <http://www.nxp.com>
For sales office addresses, please send an email to: salesaddresses@nxp.com

All rights reserved.

Date of release: 7 September 2011
Document identifier: SOT782-1_115