



Remote 8-Bit I/O Expander for I²C-Bus with Interrupt

PCA8574_74A

Last Updated: Oct 31, 2023

The PCA8574/74A provides general-purpose remote I/O expansion via the two-wire bidirectional I²C-bus (serial clock (SCL), serial data (SDA)).

The devices consist of eight quasi-bidirectional ports, 400 kHz I²C-bus interface, three hardware address inputs and interrupt output operating between 2.3 V and 5.5 V. The quasi-bidirectional port can be independently assigned as an input to monitor interrupt status or keypads, or as an output to activate indicator devices such as LEDs. The system controller can read from the input port or write to the output port through a single register.

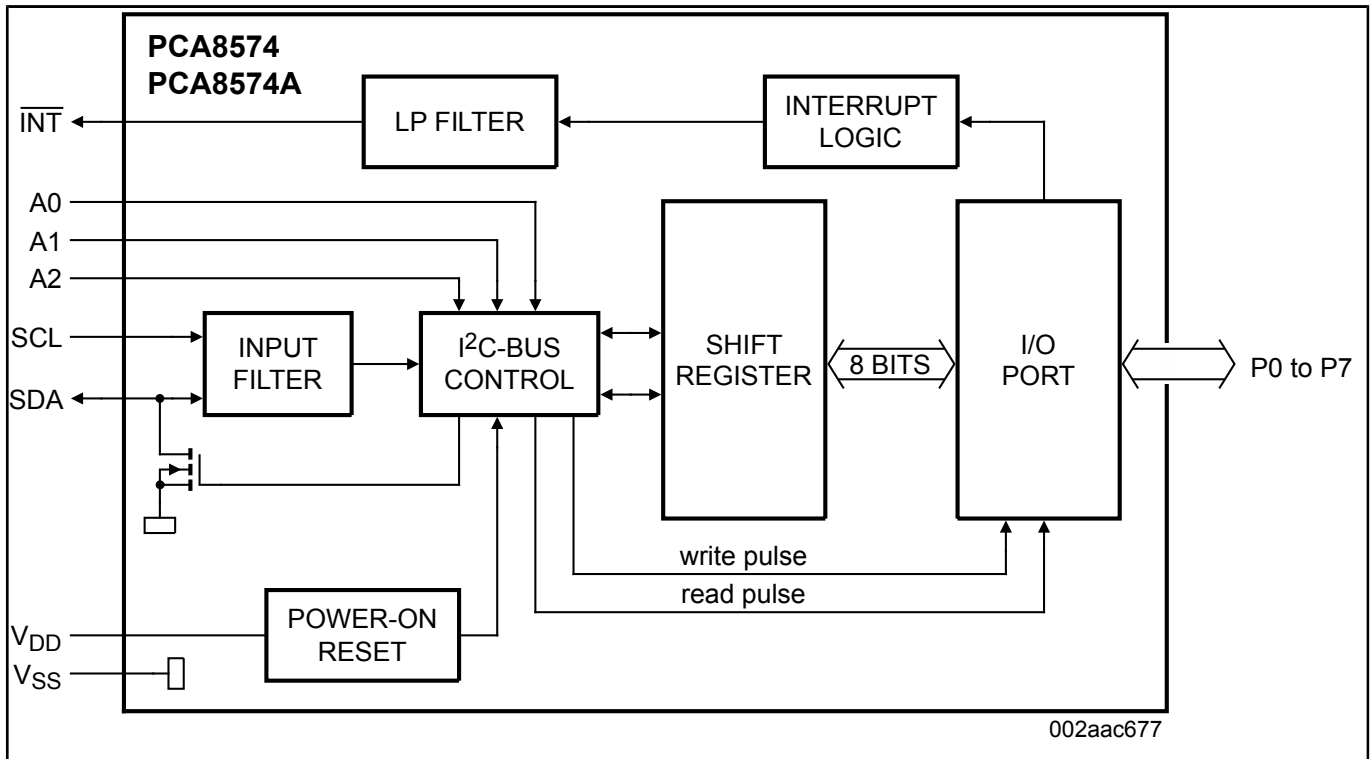
The low current consumption of 4.5 μ A (typical, static) is great for mobile applications and the latched output ports have 25 mA high current sink drive capability for directly driving LEDs.

The PCA8574 and PCA8574A are identical, except for the different fixed portion of the target address. The three hardware address pins allow eight of each device to be on the same I²C-bus, so there can be up to 16 of these I/O expanders PCA8574/74A together on the same I²C-bus, supporting up to 128 I/Os (for example, 128 LEDs).

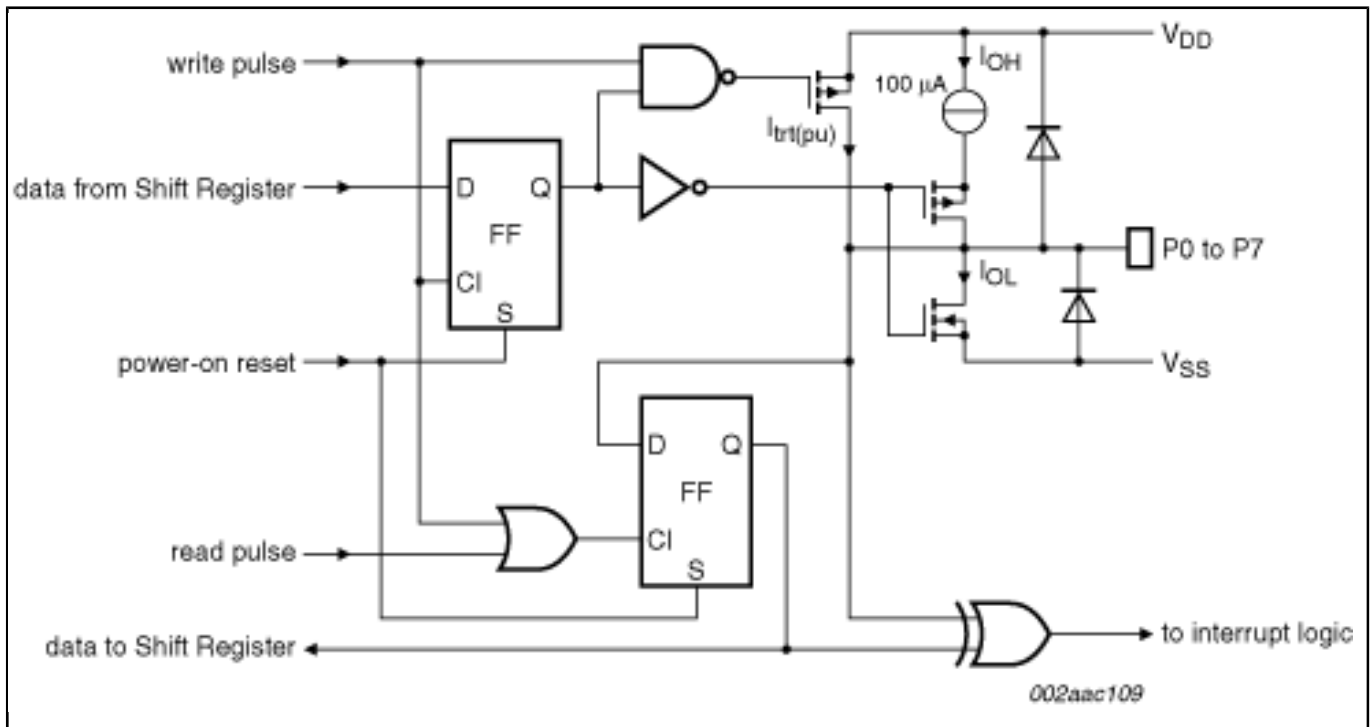
The active LOW open-drain interrupt output (INT) can be connected to the interrupt logic of the microcontroller and is activated when any input state differs from its corresponding input port register state. It is used to indicate to the microcontroller that an input state has changed and the device needs to be interrogated without the microcontroller continuously polling the input register via the I²C-bus.

The internal Power-On Reset (POR) initializes the I/Os as inputs with a weak internal pull-up 100 μ A current source.

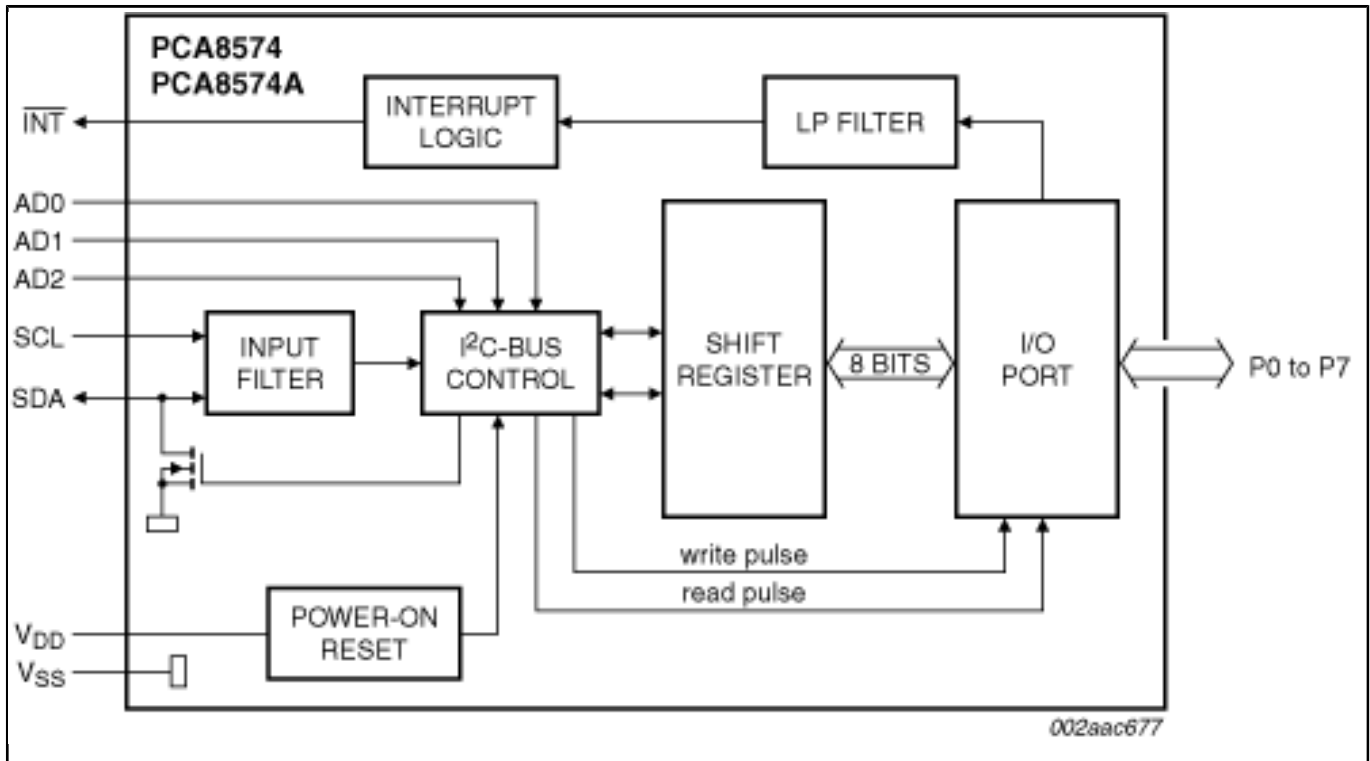
PCA8574/PCA8574A Block Diagram



PCA8574AD, PCA8574AN, PCA8574APW, PCA8574ATS, PCA8574D, PCA8574N, PCA8574PW, PCA8574TS Block Diagram



PCA8574AD, PCA8574AN, PCA8574APW, PCA8574ATS, PCA8574D, PCA8574N, PCA8574PW, PCA8574TS Block Diagram



View additional information for [Remote 8-Bit I/O Expander for I²C-Bus with Interrupt](#).

Note: The information on this document is subject to change without notice.

www.nxp.com

NXP and the NXP logo are trademarks of NXP B.V. All other product or service names are the property of their respective owners. The related technology may be protected by any or all of patents, copyrights, designs and trade secrets. All rights reserved. © 2024 NXP B.V.